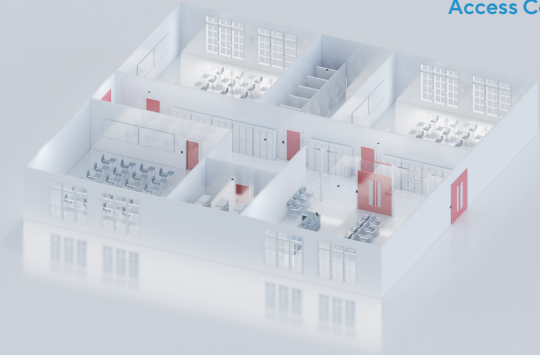


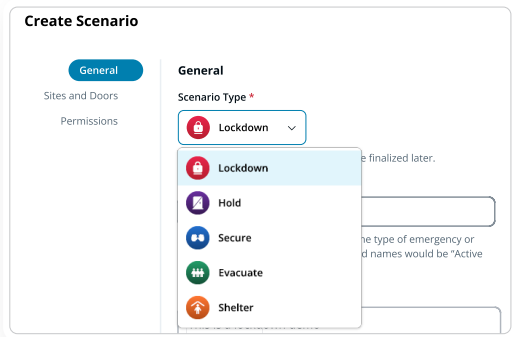
Access Control Emergency Scenarios

In emergencies where every second counts, eliminating the need to manually lock or unlock doors is critical. Verkada Access Control enables teams to respond to emergencies with speed and precision through customizable response scenarios, activation from any supported device, automated alerts, and easy verification to confirm scenarios are in effect.



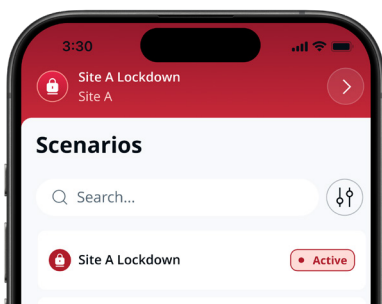
1. Configure

- Create customizable response scenarios modeled after **The "I Love U Guys" Foundation's Standard Response Protocol**:
 - » **Lockdown**: Active threat in building
 - » **Hold**: Clear hallways
 - » **Secure**: Active threat outside building
 - » **Evacuate**: Move to specified location
 - » **Shelter**: Apply safety strategy based on hazard
- Determine which doors should lock or unlock
- Define which parties can trigger scenarios, release scenarios, and unlock doors while a scenario is in effect



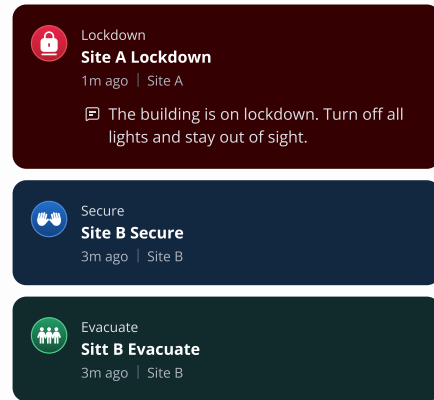
2. Activate

- Trigger scenarios from Command web, Command mobile app, Pass app, wired panic buttons, and third-party platforms via API
- Trigger scenarios even during internet outages with peer-to-peer communication across devices



3. Alert & Notify

- Surface live incidents in Command
- Send automated alerts to relevant admins via email, mobile app, or SMS
- Share floorplans via SMS or a direct link to first responders to improve situational awareness and accelerate aid



4. Confirm

- Visualize lockdowns and associated camera footage with interactive floorplans
- Using Verkada wireless locks, consult LED feedback on either side of the lock to confirm the state of the door

